

NUMBER RHYMES

About ten years ago, I was sent an email containing these number rhymes. I've been unable to locate the actual source, but they have been such a help for me in teaching my girls how to form numbers. They are also great for helping a child recall a number when they forget what it looks like (or haven't quite associated the written number with the spoken number). I hope they will be helpful for you, too!

Stacie


www.amazingmess.com || www.motherhoodonadime.com

To Use The Number Formation Rhyme Cards:


- 1) Print on cardstock and cut in half.
- 2) Hang them up, place them in a book form, or utilize them however you desire!
- 3) Say the rhyme as you write the number for your child.
- 4) When your child is ready to begin writing, you can simply use the rhymes to help them form the letters correctly. For a sample, please see our video here.



1




Down you run
and one is done.




2

Around the railroad track
and back.



3

Around the tree, around the tree,
this is how you make a three.




4

Down, across and down some more;
this is how you make a four.



5

Short neck, belly fat,
number five wears a hat.



6

First a line, then an O,
this is number six, you know.



7

Across and down from heaven,
this is how you make a seven.



8

First an S, then up straight,
this is how you make an eight.



9

First a circle, then a line,
this is how you make a nine.

