



Thank you for downloading this printable pack from MotherhoodOnADime.com. I am happy to provide these for you free of charge. I just ask a few things in return. If you would like to share the file, please direct people to [this blog post](#) to do so and give proper credit when sharing about this file.

Please do not link directly to the PDF file or remove my copyright. Please do not mass email the PDF file or upload it to any site without permission (including on social media).

This file is for your personal family use only. Please email me at motherhoodonadime@gmail.com for any questions regarding fair use or copyright.

Merry Christmas!

Clip-art from Prettygrafikdesign
<https://www.etsy.com/shop/Prettygrafikdesign>

ABC Puzzles

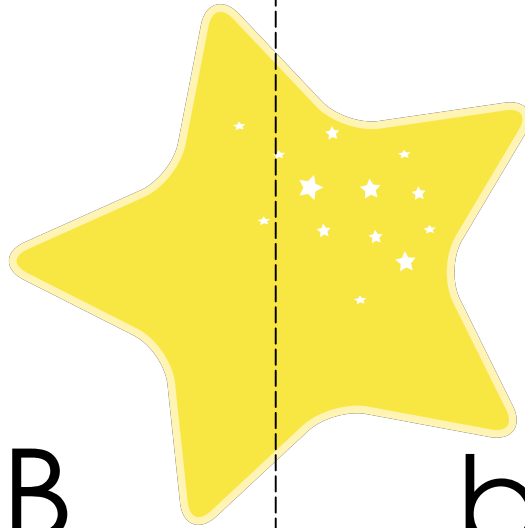
Cut apart. Match the uppercase and lowercase letters.

A




a

B



b

C



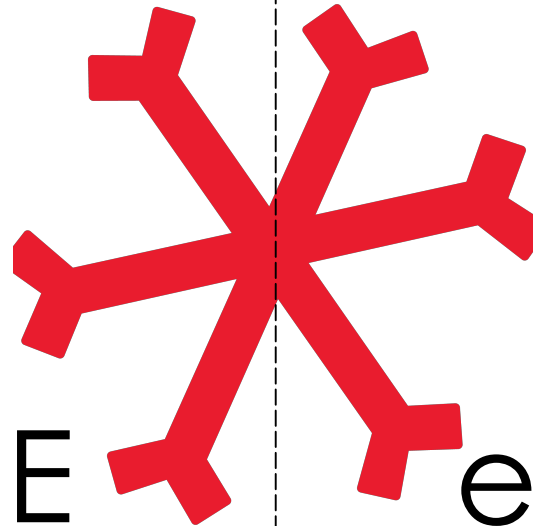
c

D



d

E

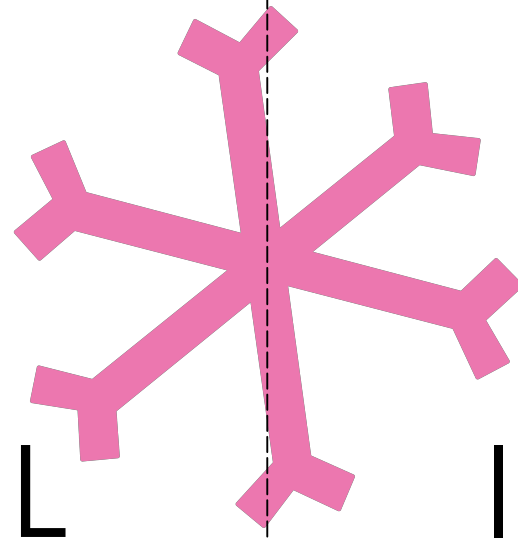
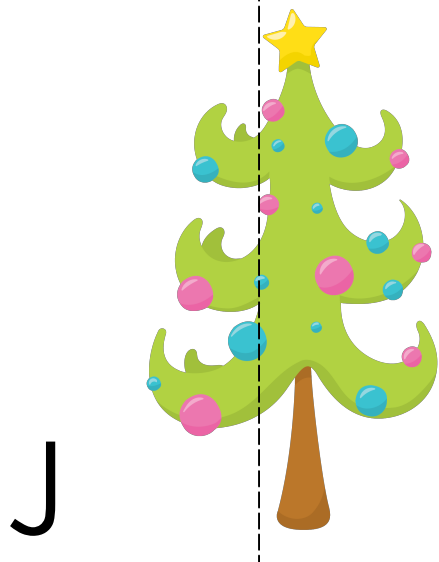
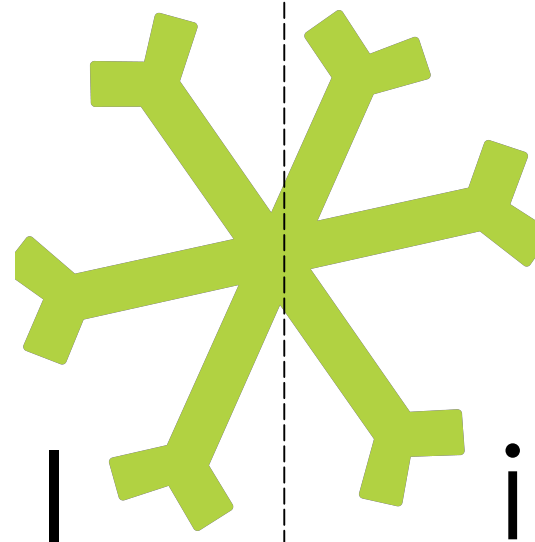
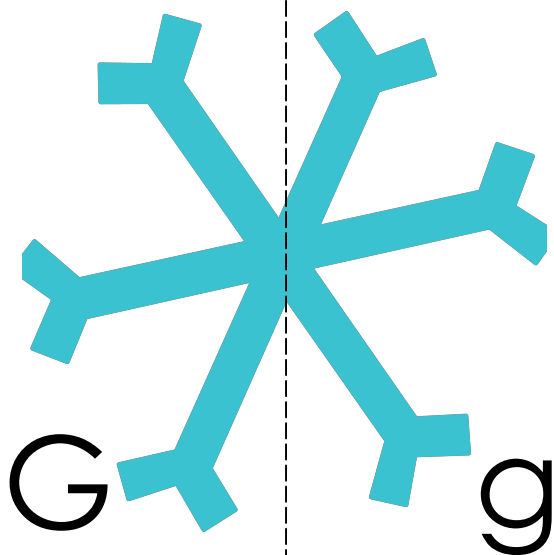


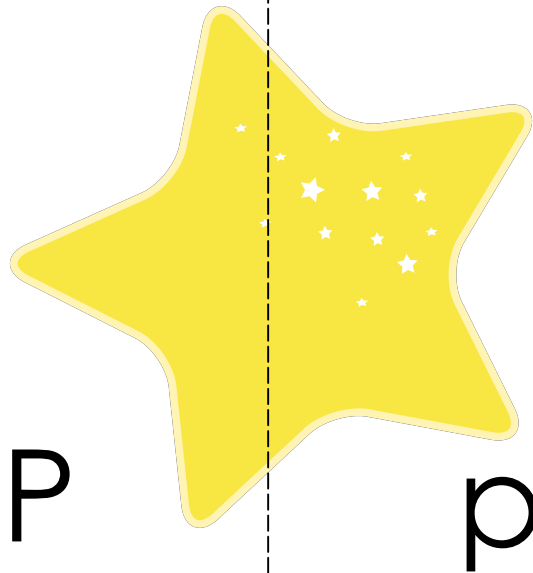


e

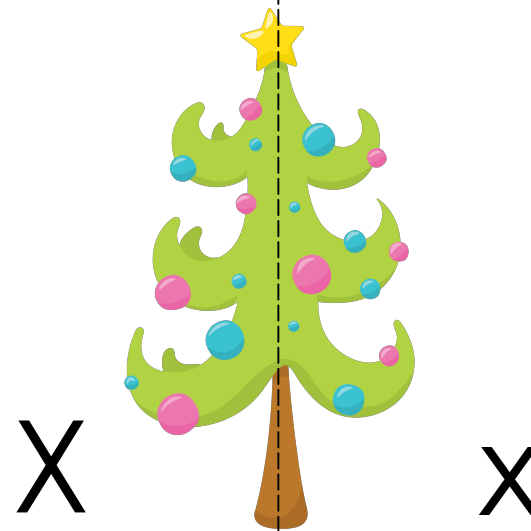
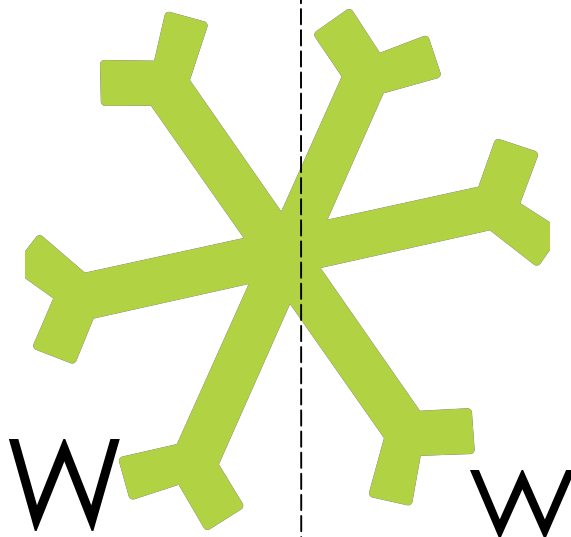
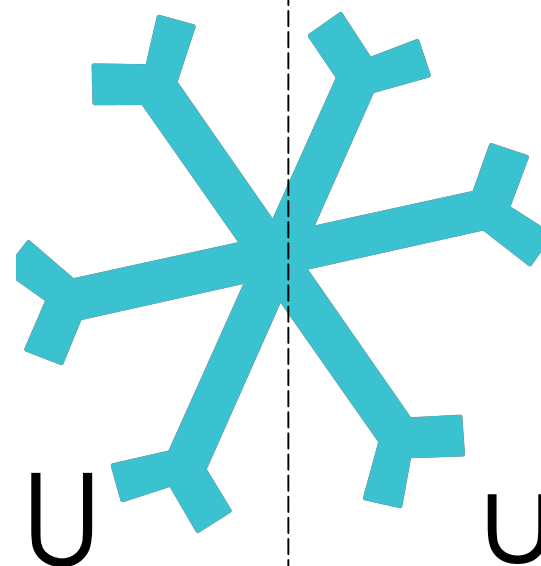
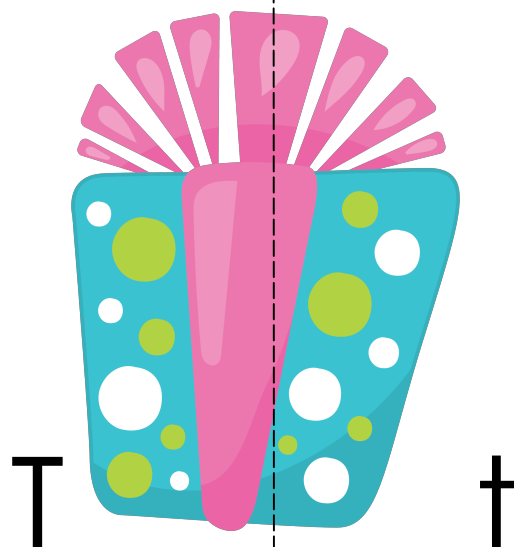
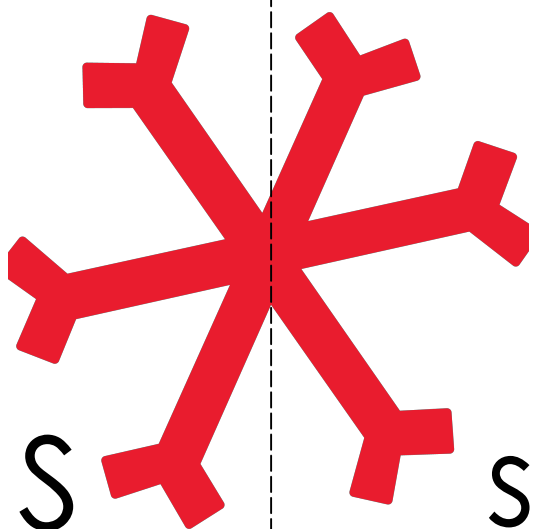
F




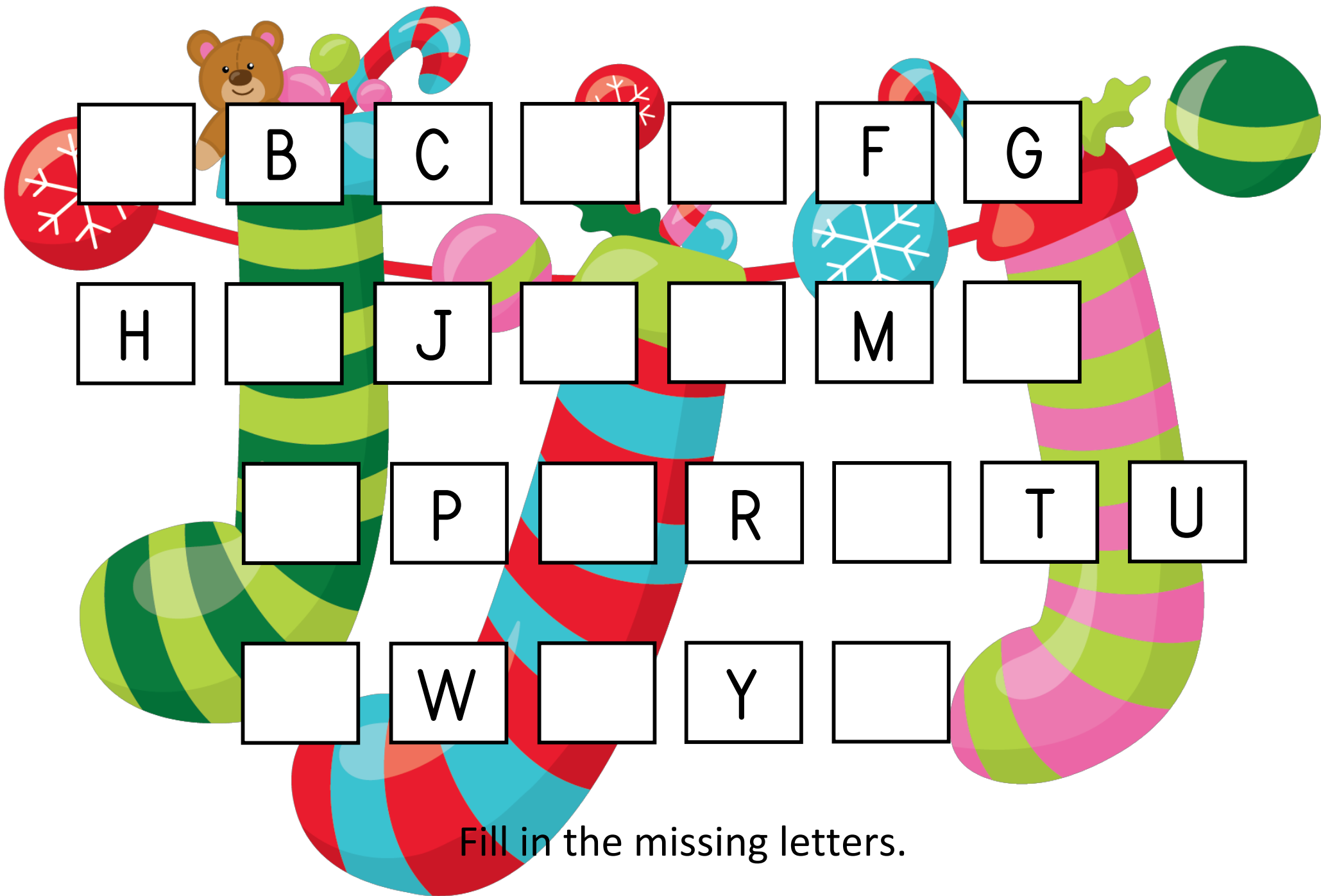
f











Fill in the missing letters.



S is for Santa and snowman.




Find the letter S below.


T	g	S	f	M	H	s	A	m	W
S	d	t	f	B	S	K	l	q	i
f	x	s	w	T	G	R	j	C	S
q	S	g	m	v	y	s	e	z	a
a	B	s	f	T	i	q	k	L	s
W	h	f	S	y	u	l	o	s	Z
r	S	b	v	C	N	s	t	w	E
m	y	a	i	S	g	k	s	O	B

Bar Graph

Roll the dice 10 times. Each time, color in one space on your bar graph in the column with the picture shown.



Print on this page on cardstock. Cut along the SOLID lines and fold along the DOTTED lines. Secure with glue or tape.




Basic Patterning


Print these pages on card stock and laminate for best results. Cut apart the patterning pieces on this page as well as the pattern strips on the following pages. Instruct child to finish the patterns. Optional: Use Velcro dots to attach pieces to the patterns.



Basic Patterning



Basic Patterning



Basic Patterning




Basic Patterning

How many?

In the space provided, write how many are in each row.

Number Practice



one

1

1

1




two

2

2

2



three

3

3

3



four

4

4

4








five

5

5

5

Number Practice

	six	6 6 6
	seven	7 7 7
	eight	8 8 8
	nine	9 9 9
	ten	10 10 10